

- ✓ Open the Box
- ✓ Inspect the Part
- ✓ Verify the Return

# Diesel Parts Identification Guide



Designed for the SMP® “Open the Box” initiative, this guide will assist you in accurately identifying SMP Diesel returns. When you receive a new or warranty return associated with the SMP part numbers listed in this guide, check to see if the mark on the part matches the identifying mark listed in the guide. When the mark on the returned part matches the SMP ID guide; you’ve confirmed that it is an authentic SMP part.

## 5.9L Dodge Cummins Injector

- **FJ932, FJ933**
- SMP mark is laser etched on the body of the injector




## 6.6L Duramax Injector

- **FJ489**
- Multiple styles of GM 6.6L Duramax injectors
- SMP mark is laser etched on the body of the injector




## 6.6L Duramax Injector

- **FJ495**
- Multiple styles of GM 6.6L Duramax injectors
- SMP mark is laser etched on the body of the injector



## 6.7L Dodge Cummins Injector

- **FJ1009**
- SMP mark is laser etched on the body of the injector




## 7.3L Ford Powerstroke Injector

- **FJ595, FJ738, FJ926**
- Metal plate on top of the solenoid laser etched with SMP mark or Pure Power Technologies logo
- Older production have SMP mark etched on the collet



## 6.0L Ford Powerstroke Injector

- **FJ927, FJ928**
- Have Pure Power Technologies logo or SMP mark and date codes are etched on the body of the injector



## 7.3L Ford Powerstroke HPOP

- **HPI2**
- SMP mark is etched on the end cap



## 6.0L Ford Powerstroke HPOP

- **HPI6**
- SMP mark is etched on the end cap





## 6.0L Ford Powerstroke HPOP

- **HPI7**
- SMP mark is etched on a small placard attached to the top of the unit
- Early units use a rectangular placard
- Later units are oval in shape



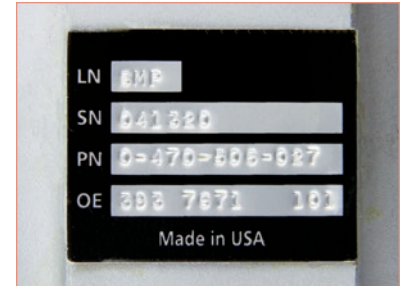
## 6.6L GM & 6.7L Dodge Injection Pump

- **IP21**
- SMP mark and part number are stamped on the body of the pump



## 5.9L Dodge Cummins VP44 Injection Pump

- **IP19, IP20**
- SMP mark or 01 designation in the top space of the placard



### SMP Identification for Balance of the SMP® Diesel Line

- Prior to the current identification process that is in use today, Standard used the SMP mark accompanied by a letter designation and a Julian date code
- A sample would look like this: **“SMP-A 495 16321”**
- The letter after the SMP mark may vary, sample letter codes are: A, B, C, D, E, F, G. Any of these letter codes with “SMP” before them confirms that this is SMP® product.
- These are primarily found on injectors, high pressure oil pumps and high-pressure injection pumps. Products with these types of date codes and identification are older production and have worked their way through the system but they occasionally show up and should be properly identified and handled accordingly.
- Be sure to properly identify parts before submitting for warranty
- If there is a question about product source, contact your local Standard® representative